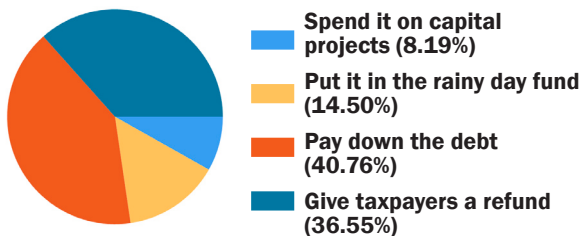






# FOCUS

## Weekly Poll

**Knox County government has projected a surplus at the end of this fiscal year of \$24.2 million dollars. In your opinion, how should the money be allocated?**



By Age					Total
18-29	[None]	[None]	33.33%	66.67%	3
30-49	7.27%	21.82%	32.73%	38.18%	55
50-65	11.98%	11.38%	43.11%	33.53%	167
65+	5.98%	15.14%	41.04%	37.85%	251
<b>Total</b>	<b>8.19% (39)</b>	<b>14.50% (69)</b>	<b>40.76% (194)</b>	<b>36.55% (174)</b>	<b>476</b>

### By Commission District

1	3.85%	7.69%	26.92%	61.54%	26
2	11.11%	14.81%	40.74%	33.33%	54
3	9.09%	9.09%	45.45%	36.36%	55
4	9.72%	16.67%	38.89%	34.72%	72
5	7.55%	18.87%	43.40%	30.19%	53
6	7.69%	9.62%	50.00%	32.69%	52
7	6.90%	17.24%	36.21%	39.66%	58
8	10.17%	13.56%	40.68%	35.59%	59
9	4.26%	19.15%	38.30%	38.30%	47
<b>Total</b>	<b>8.19% (39)</b>	<b>14.50% (69)</b>	<b>40.76% (194)</b>	<b>36.55% (174)</b>	<b>476</b>

### By Gender

Unknown	[None]	26.32%	42.11%	31.58%	19
Female	11.50%	12.39%	37.61%	38.50%	226
Male	5.63%	15.58%	43.72%	35.06%	231
<b>Total</b>	<b>8.19% (39)</b>	<b>14.50% (69)</b>	<b>40.76% (194)</b>	<b>36.55% (174)</b>	<b>476</b>

Survey conducted September 13, 2012